

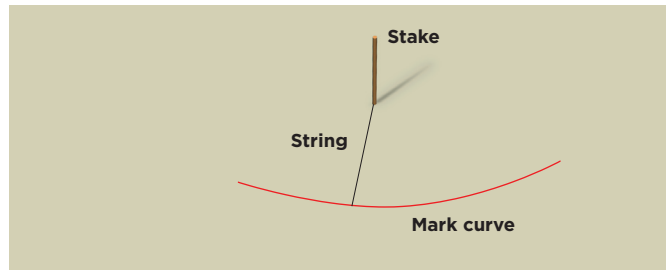
# Curves—Outside

## SINGLE-PIECE SYSTEM INSTALLATION INSTRUCTIONS

### CALCULATE THE RADIUS

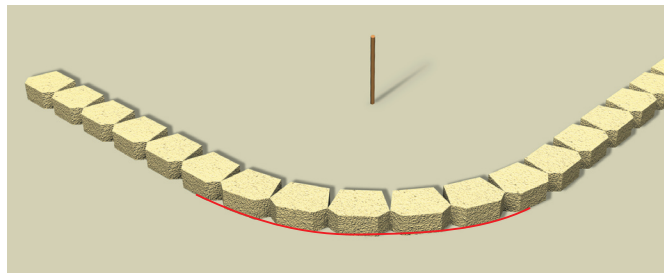
When building an outside radius curve, begin by calculating the radius of the top course. This will be the smallest radius in the wall and must not be less than the minimum for the block system used.

Here is the rule of thumb used to calculate the approximate radius of the top course: Add  $\frac{1}{4}$  inch to the setback of the block used. Multiply that amount by the numbers of courses in the finished wall. Then subtract the result from the radius of the base course. This number equals the calculated radius of the top course.



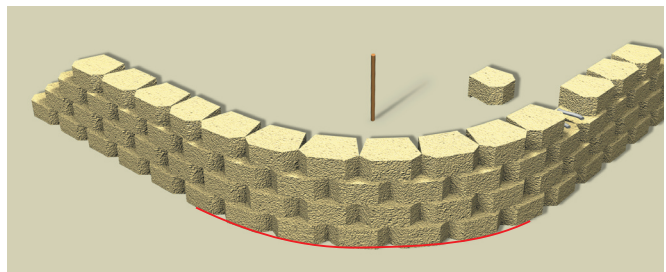
### BASE COURSE

Drive a stake into the ground at the desired center of the curve. Attach a string and rotate it in a circle around the stake to mark the radius in the soil. Align the front of the block with the marked curve and ensure level placement from side to side and front to back.



### ADDITIONAL COURSES

On each course, the lip of each block must be in contact with the back of the units below to ensure structural stability. The setback of the block will cause the radius of each course to gradually decrease and eventually affect the running bond of the wall. To maintain proper running bond, use split units\* as needed. Once a split unit is cut or split to size, glue in place with a concrete adhesive.



*\*To split a block, use a hydraulic splitter or split manually by using a hammer and chisel to score the block on all sides. Pound the chisel on the same line until the block splits. If partial unit sides are not exposed, use a circular cut-off saw with a masonry blade to achieve a tighter fit.*

© 2009 Anchor Wall Systems, Inc. Anchor™ retaining wall systems are manufactured under license from Anchor Wall Systems, Inc. (AWS). The "Anchor Build Something Beautiful" logo is a trademark of AWS. The wall system blocks are covered by the AWS Limited Warranty. For a complete copy, visit your local dealer or see [anchorwall.com](http://anchorwall.com). All rights reserved.

Anchor Wall Systems, Inc., 5959 Baker Road, Suite 390, Minnetonka, MN 55345.  
A&B0925 WSP914 08/09