


Structural Design Elements

MULTIPIECE SYSTEM INSTALLATION GUIDELINES

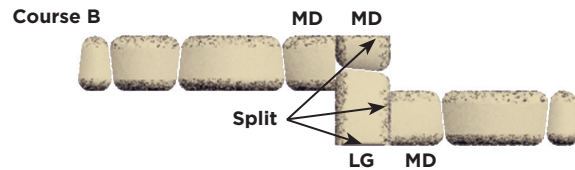
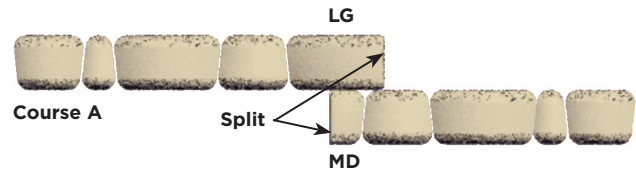
Structural design elements must be used if a freestanding wall is more than 10 feet long. Structural design elements include

- 7-foot radius for 11 feet
- freestanding wall jog
- 90° corner
- pedestal



FREESTANDING WALL JOG

Jogs are used to break up straight lines and add stability to walls. Split* units as needed. Use hammer and chisel to round split faces. Glue all courses of jog with a concrete adhesive.



**To split a block, use a hydraulic splitter or split manually by using a hammer and chisel to score the block on all sides. Pound the chisel on the same line until the block splits. If partial unit sides are not exposed, use a circular cut-off saw with a masonry blade to achieve a tighter fit.*

© 2011 Anchor Wall Systems, Inc. Anchor™ retaining wall systems are manufactured under license from Anchor Wall Systems, Inc. (AWS). The "Anchor Build Something Beautiful" logo is a trademark of AWS. The wall system blocks are covered by the AWS Limited Warranty. For a complete copy, visit your local dealer or see anchorwall.com. All rights reserved.

Anchor Wall Systems, Inc., 5959 Baker Road, Suite 390, Minnetonka, MN 55345.
A&B0925 - 4023 WFSW934 04/11