



PAVER PATTERNS

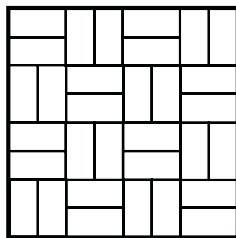
BRIKSTONE




90° Herringbone



45° Herringbone




Basketweave




Running Bond


COTTAGESTONE




90° Herringbone
(6" x 9" only)




90° Mod. Herringbone
(25% 6" x 6" + 75%
6" x 9")



Running Bond
(6" x 9" only)

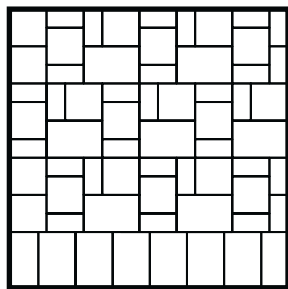


Running Bond
(40% 6" x 6" + 60%
6" x 9")



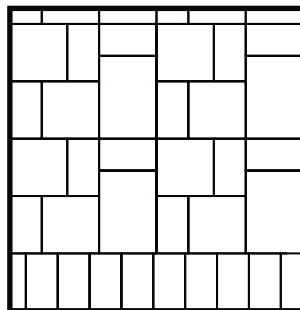
I-Pattern
(25% 6" x 6" + 75%
6" x 9")

KINGSLAND



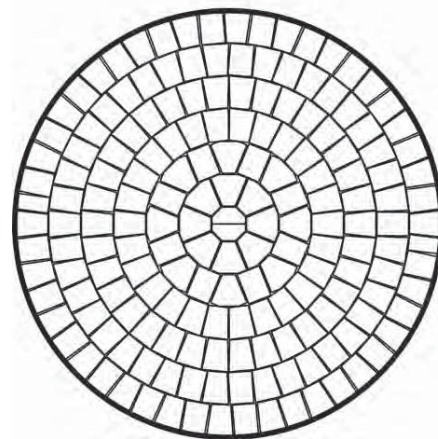
Random*

EPICSTONE



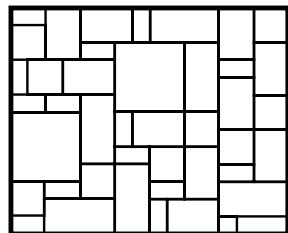
Random*

CIRCLESTONE



9.35' Diameter

GRANDCAY



Random*

*Eagle Bay patterns are intended as a guide for preliminary pattern design only. It is the Designer or Contractor's responsibility to verify and calculate the unit sizes and package quantities necessary to successfully execute their installation. Random is NOT a set pattern.

Visit www.eaglebayusa.com for more information and installation instructions.